

PENGEMBANGAN BANDAR UDARA INT'L I GUSTI NGURAH RAI BALI



RUTE PENERBANGAN INTERNASIONAL DPS

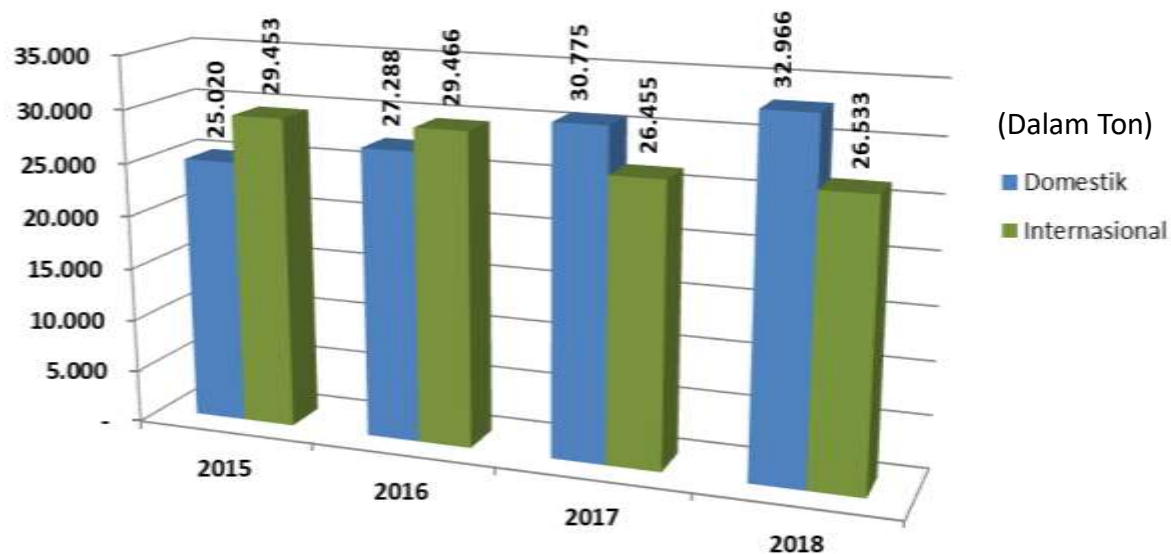


3 RUTE INT'L
Terbanyak:

1. Singapore (SIN)
2. Kuala Lumpur (KUL)
3. Perth (PER)

RUTE PENERBANGAN
INTERNASIONAL

PRODUKSI KARGO



Keterangan	2015	2016	2017	2018
Domestik				
Incoming	16.935.280	18.929.963	21.925.407	23.055.724
Outgoing	8.084.532	8.357.899	8.850.046	9.910.402
Jumlah	25.019.812	27.287.862	30.775.453	32.966.126
Internasional				
Import	6.397.136	5.565.241	5.220.915	4.420.582
Export	23.056.275	23.900.578	21.234.540	22.112.256
Jumlah	29.453.410	29.465.819	26.455.455	26.532.838

rata-rata per hari

Incoming = **64.240**
 Outgoing = **27.682**
 Import = **8.881**
 Export = **62.552**

CARGO TRANSHIPMENT



□ Gedung Transshipment (Eksisting)

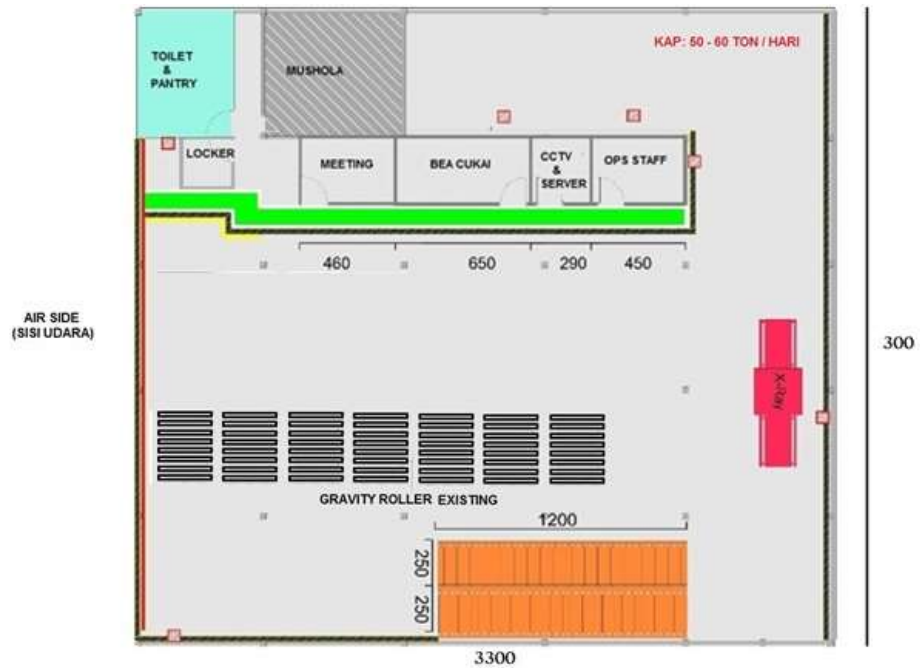
Luas 913 m²,

Kap 50 – 60 ton / hari

7 Roller deck

2 Reefer container

Perkantoran di lantai 1



CARGO TRANSHIPMENT

❑ Gedung Transshipment (Rencana Pengembangan)

Penambahan Luas 927 m²
 Total luas 1.840 m²

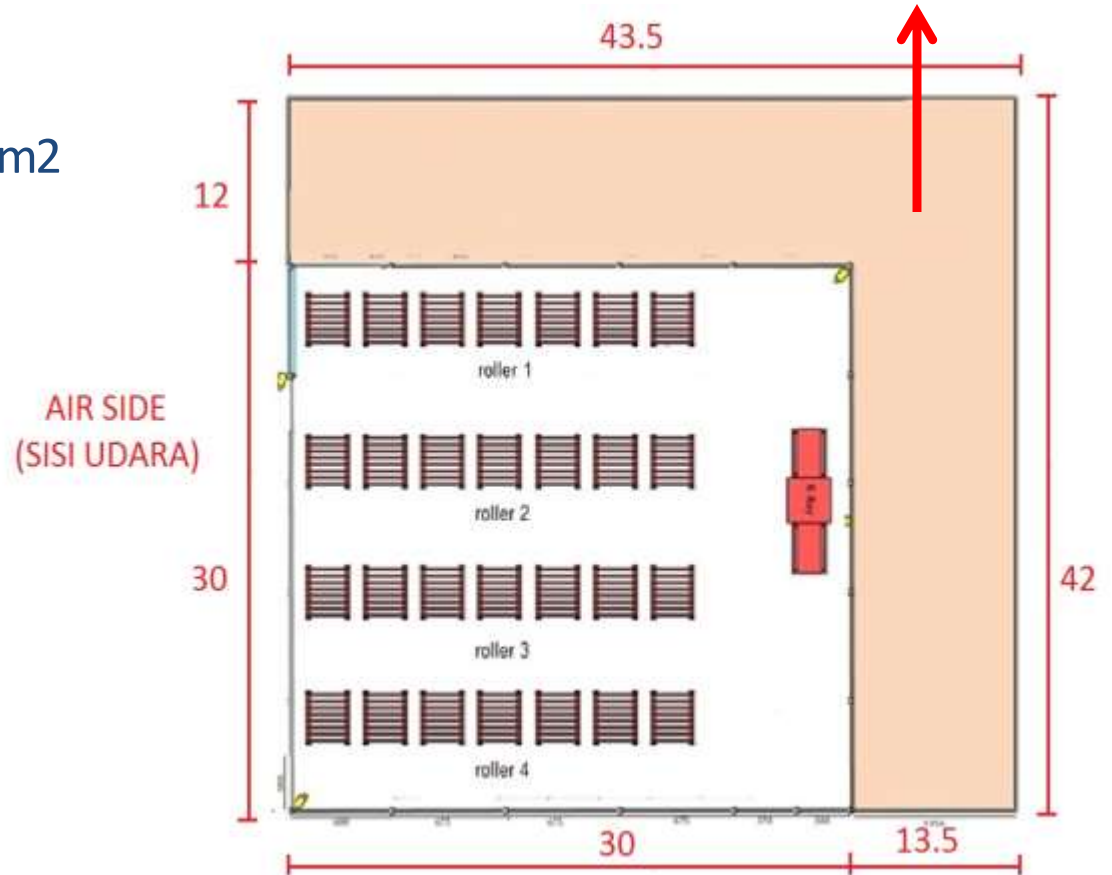
Kap 200 ton / hari

28 Roller deck

2 Reefer container
 & Cool / Cold storage

Perkantoran di lantai 2

Rencana Pengembangan

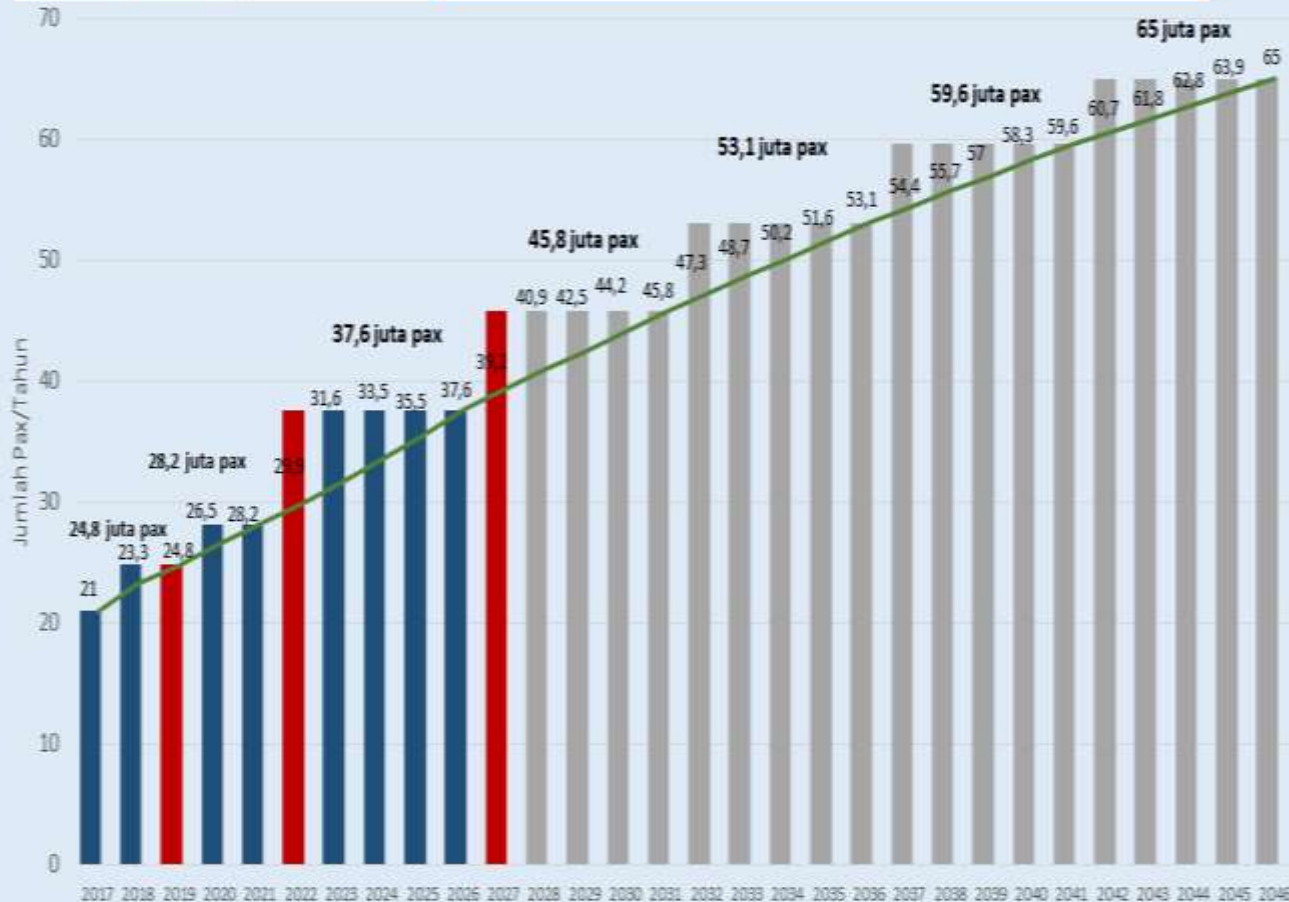




LOKASI CARGO TRANSHIPMENT



PENGEMBANGAN BANDARA I GUSTI NGURAH RAI – BALI



Kapasitas maksimum untuk pengembangan Bandara I Gusti Ngurah Rai adalah 37,64 juta penumpang per tahun yang diperkirakan dicapai pada tahun 2026 (dengan 1 runway).

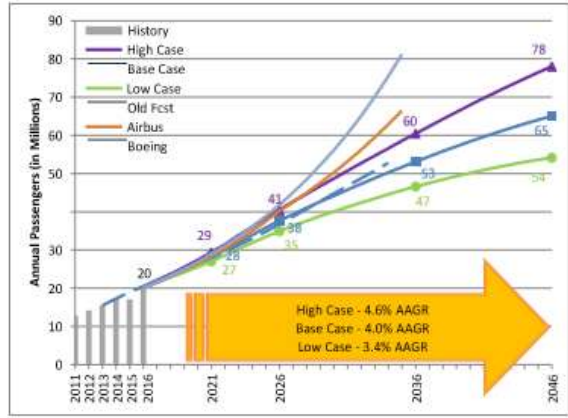
- █ Pengembangan Bandara
- █ Kapasitas Bandara
- █ Passengers Forecast



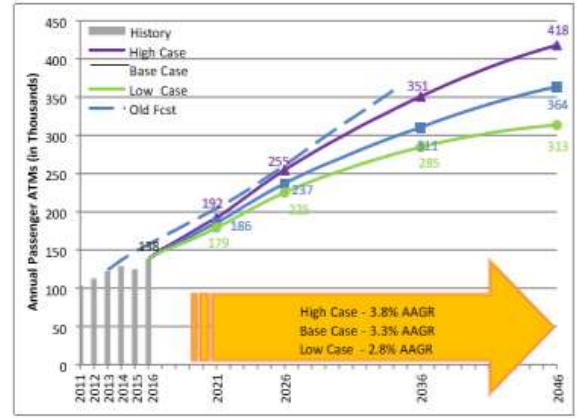


TRAFFIC FORECAST

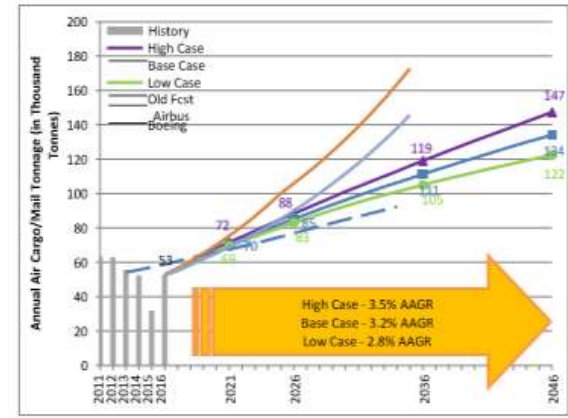
Penumpang



Pesawat



Kargo



	LOW CASE	BASE CASE	HIGH CASE
2016(Eksisting)	: 20 Juta (pax/year)	20 Juta (pax/year)	20 Juta (pax/year)
2021(Tahap II)	: 27 Juta (pax/year)	28 Juta (pax/year)	29 Juta (pax/year)
2026	: 35 Juta (pax/year)	37 Juta (pax/year)	41 Juta (pax/year)
2031	: 42 Juta (pax/year)	45 Juta (pax/year)	51 Juta (pax/year)
2036	: 47 Juta (pax/year)	53 Juta (pax/year)	60 Juta (pax/year)
2041	: 51 Juta (pax/year)	59 Juta (pax/year)	69 Juta (pax/year)
2046	: 54 Juta (pax/year)	65 Juta (pax/year)	78 Juta (pax/year)

	LOW CASE	BASE CASE	HIGH CASE
2016(Eksisting)	: 138 ribu (mov/year)	138 ribu (mov/year)	138 ribu (mov/year)
2021(Tahap II)	: 179 ribu (mov/year)	186 ribu (mov/year)	192 ribu (mov/year)
2026	: 225 ribu (mov/year)	237 ribu (mov/year)	255 ribu (mov/year)
2031	: 255 ribu (mov/year)	277 ribu (mov/year)	303 ribu (mov/year)
2036	: 285 ribu (mov/year)	311 ribu (mov/year)	351 ribu (mov/year)
2041	: 299 ribu (mov/year)	341 ribu (mov/year)	385 ribu (mov/year)
2046	: 313 ribu (mov/year)	364 ribu (mov/year)	418 ribu (mov/year)

	LOW CASE	BASE CASE	HIGH CASE
2016(Eksisting)	: 53 ribu (ton/year)	53 ribu (ton/year)	53 ribu (ton/year)
2021(Tahap II)	: 69 ribu (ton/year)	70 ribu (ton/year)	72 ribu (ton/year)
2026	: 83 ribu (ton/year)	85 ribu (ton/year)	88 ribu (ton/year)
2031	: 94 ribu (ton/year)	98 ribu (ton/year)	104 ribu (ton/year)
2036	: 105 ribu (ton/year)	111 ribu (ton/year)	119 ribu (ton/year)
2041	: 114 ribu (ton/year)	123 ribu (ton/year)	128 ribu (ton/year)
2046	: 122 ribu (ton/year)	134 ribu (ton/year)	147 ribu (ton/year)

Sumber: Keputusan Menteri Perhubungan RI Nomor KP 651 Tahun 2018 Tentang Rencana Induk Bandara Internasional I Gusti Ngurah Rai di Kab. Badung Prov. Bali



TERIMA KASIH